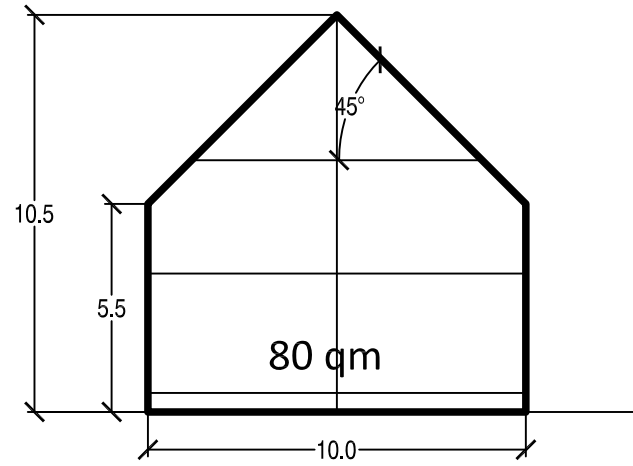
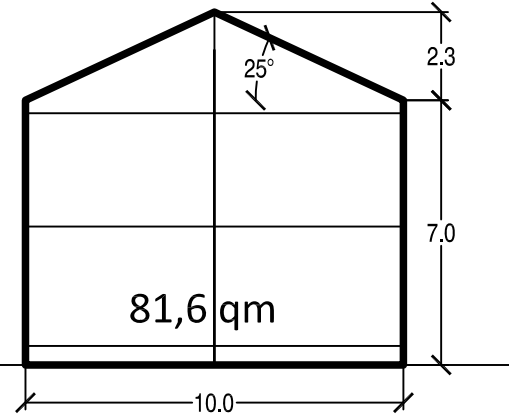


Sattel-, Walm- und Zeltdach

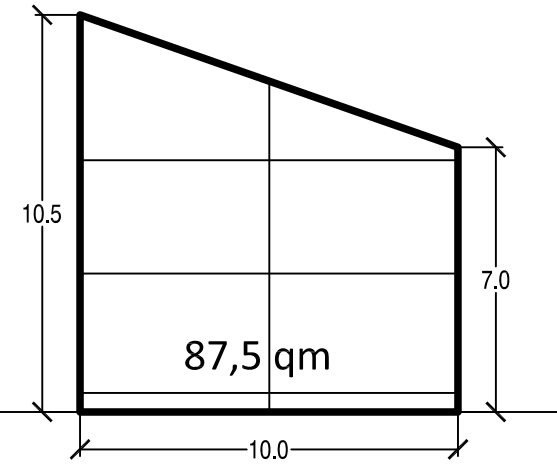


TH max 7,0 m
FH max 10,5 m
Neigung 10° - 51°

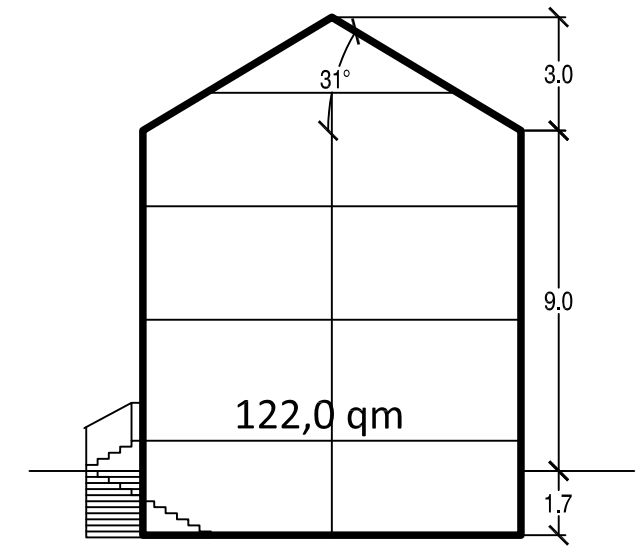


TH max 7,0 m
FH max 10,5 m
Neigung 10° - 51°

Pulldach

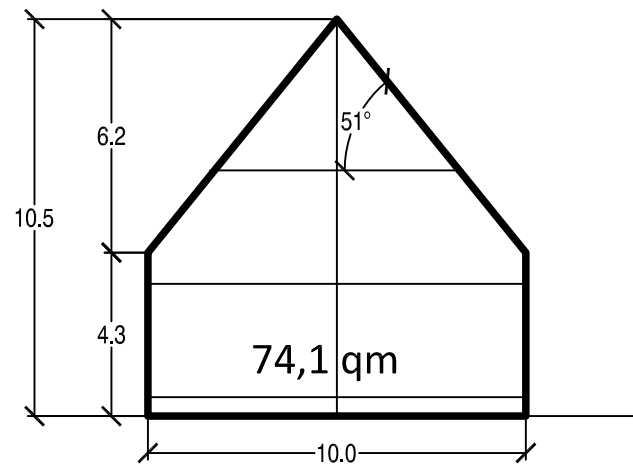


TH max 7,0 m
FH max 10,5 m
Neigung 10° - 51°

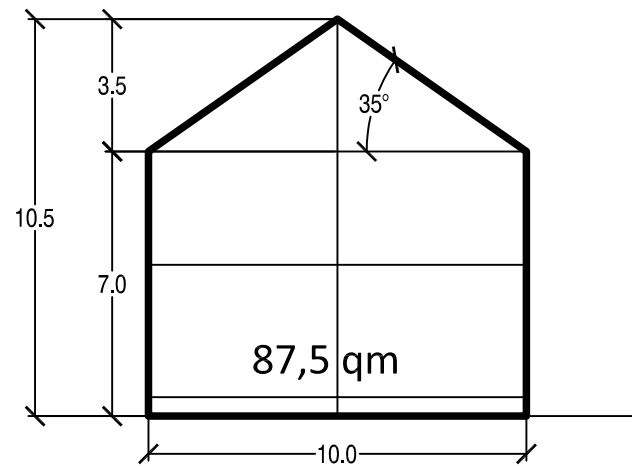


TH max 9,0 m
FH max 12,5 m
Neigung 10° - 51°

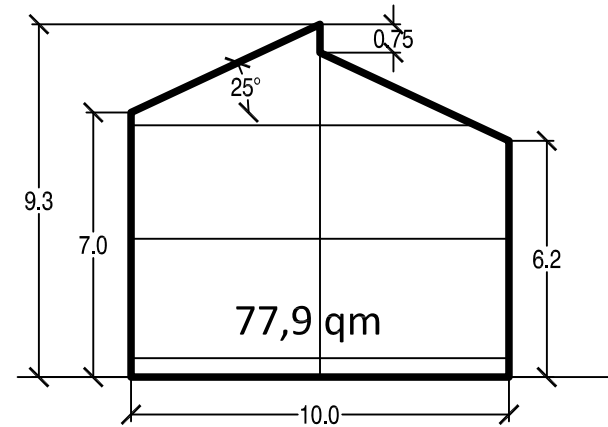
versetztes Pulldach



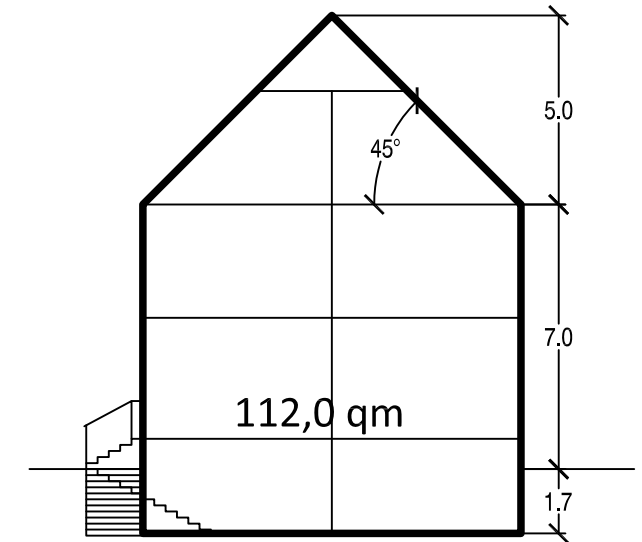
TH max 7,0 m
FH max 10,5 m
Neigung 10° - 51°



TH max 7,0 m
FH max 10,5 m
Neigung 10° - 51°



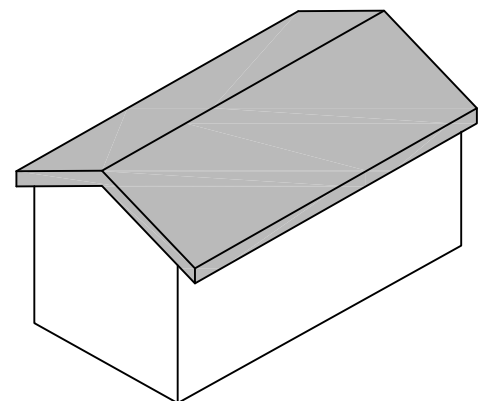
TH max 7,0 m
FH max 10,5 m
Neigung 10° - 51°



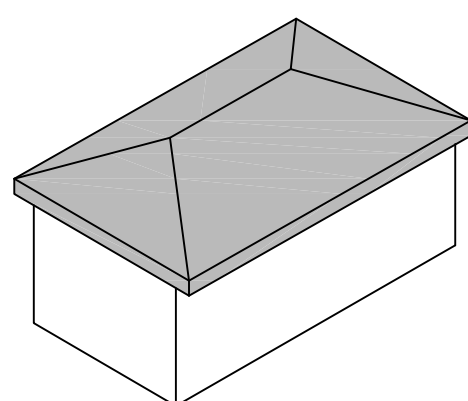
TH max 9,0 m
FH max 12,5 m
Neigung 10° - 51° **Allgemeines Wohngebiet 1**

Allgemeines Wohngebiet 2 - 4

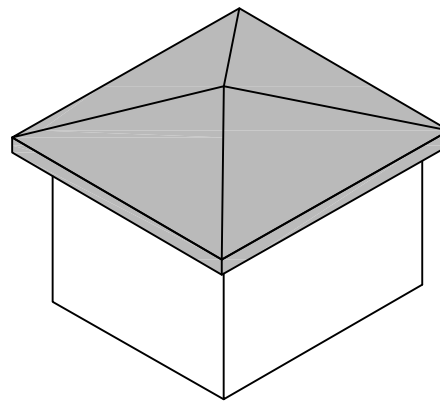
Satteldach



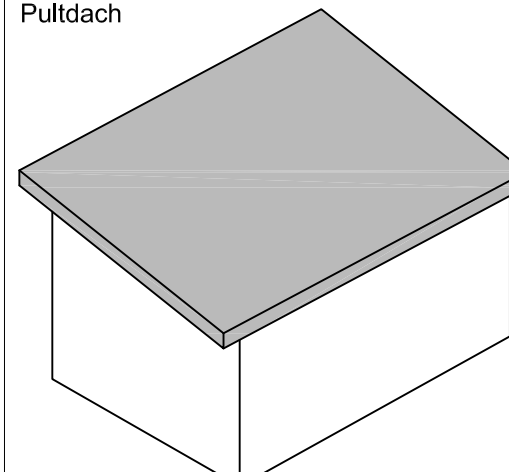
Walmdach



Zeltdach



Pulldach



Markt Schwanstetten
Baugebiet Leerstetten

Planinhalt:
Darstellung von Höhen- und Neigungsparametern

Maßstab:
1:1.250

Format: DIN A3
Datum: 11.03.2015

bearb.: PB
gez.: PB

Plannr.:
781-06-D

Alte Schule Burg
86470 Thannhausen
Tel. 08281 99940-0
Fax 08281 99940-40
info@tb-markert.de

Hessestraße 5-7
90443 Nürnberg
Tel. 0911 999876-0
Fax 0911 999876-54
www.tb-markert.de

